HSS

Miniature Slide Switches

FUJISOKU SWITCHES

RoHS Compliant

■Part Numbering

HSS 1 12 A 12

- HSS — Series code
- 1 — Number of poles
- 12 — Current
- A — Switching function
- 12 — Terminal style

Number of poles	
1	1 pole
2	2 poles

1 pole	2 poles	Switching function
A	K	ON — OFF
D	N	ON — ON

Terminal style	
None	#187 Tab terminal
12	Solder terminal

■Terminal Styles

Single pole		Double poles	
Tab term.#187	Solder term.	Tab term.#187	Solder term.

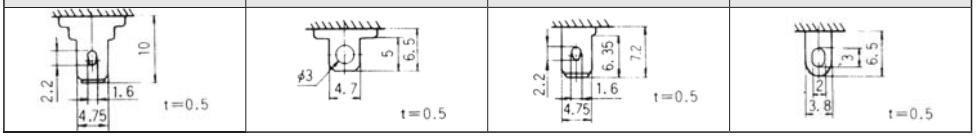

■Panel Cut Out Dimension

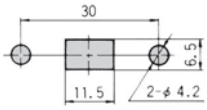

■Table of Part Numbers

→Page 524.

HSS112 1 pole



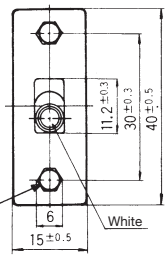

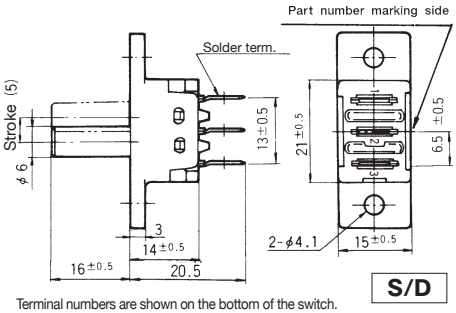

S/D

Terminal numbers are shown on the bottom of the switch.

Dimension L

Part No. \ Terminal style	TAB#250	Solder
HSS112A■	24	20.5
HSS112D■	24	20.5

Switching function / Part No.	Viewed from part No. marking side	
HSS112A■	ON	OFF
Connecting terminals	2—1	—
HSS112D■	ON	ON
Connecting terminals	2—1	2—3

■Specifications

Rating		Initial contact resistance	Dielectric strength	Insulation resistance	Electrical life
HSS112A HSS112D	AC125V 12A Max. AC250V 6A Max. AC·DC 6V 1mA Min.	100mΩ Max. (DC2~4V 1A)	AC1500V 1 minute	100MΩ Min. (DC500V)	15,000 cycles

HSS208 2 pole



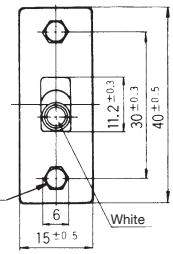

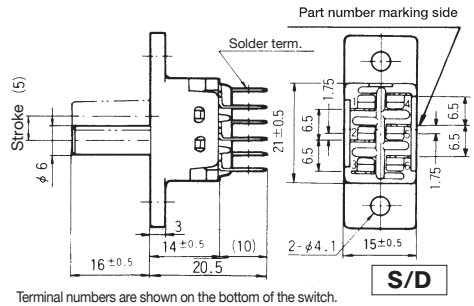

S/D

Terminal numbers are shown on the bottom of the switch.

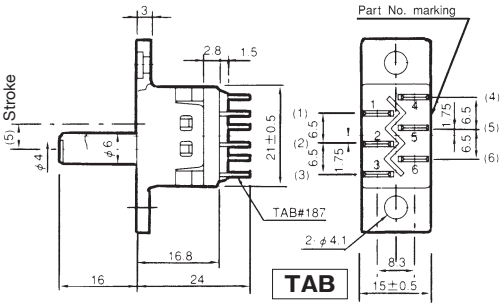

TAB

Switching function / Part No.	Viewed from part No. marking side	
HSS208K■	ON	OFF
Connecting terminals	2—1 5—4	—
HSS208N■	ON	ON
Connecting terminals	2—1 5—4	2—3 5—6

■Specifications

Rating		Initial contact resistance	Dielectric strength	Insulation resistance	Electrical life
HSS208K HSS208N	AC125V 8A Max. AC250V 5A Max. AC·DC 6V 1mA Min.	100mΩ Max. (DC2~4V 1A)	AC1500V 1 minute	100MΩ Min. (DC500V)	15,000 cycles

■To check the full part number of the products marked with the ■, please refer to "Table of Part Numbers" on P. 530.